

In The Name of God



15th 2017
سی و سومین کنگره
رادیولوژی ایران
3rd Iranian
Congress of
Radiology
و پانزدهمین کنگره
علوم پرتونگاری ایران
Iranian Congress of
Radiographic Sciences Association

May 9-12, 2017
Milad Tower Convention Center
TEHRAN-IRAN

Venue

International Conference Center of Tehran Milad Tower, Tehran, Iran

Organizer

33rd Iranian Congress of Radiology (ICR 2017) is organized by the Iranian Society of Radiology and the Iranian Radiographic Science Association.

Date

May 9- 12, 2017

Language

The language of the congress is English and Persian

Secretariat Registration

Registration fee includes:

- Admission to scientific sessions and commercial exhibition
- Congress bag, program and the abstract issue, the welcome receptions
- Certificate of attendance

Scientific Program Secretarial

Assistance and information regarding the scientific program will be provided by secretariat at conference center lobby.

Speaker Ready Room

The slide preview room is located in lobby at the east (left) side of the main hall. Lecturers are requested to submit their presentations at least 30 minutes before their session. The presentation should be in PowerPoint 2003 format. The files should be in portable media format supplied in flash-disk or CD.

VIP Room

The VIP room (Molavi Hall) is available for all ICR2017 speakers on -1/B1 floor at Conference Center.

Electronic Posters

This year we only accept posters in electronic format. All posters should be prepared in PowerPoint 2003 format similar to a regular lecture presentation but with more description to let them be used stand-alone. Posters will be displayed in a specific site at lobby on several workstations. Posters will be displayed at lobby of milad conference center. Presenters should be in web classroom close to their workstation according to the poster sessions program.

Publications

The ICR2017 publications consist of:

- Booklet of abstracts
- Program in English
- ISR newsletter

Badges

Participants are requested to always wear their badges. The badges contain a bar-code which will be used for registering your entrance into the halls and also restaurants.

Workshop Registration

Workshops need separate registration. workshop schedule will be available at ICR2017.ir.

Transportation

Transport service from Sanat Square to Conference center will be available every half an hour starting from 8:00 until 18:00.

Transport between Conference Center and Hemmat Highway will be available each 30 minutes starting from 8:00 until 18:00.

Meals

Coffee break will be available daily at 10:30-11:00, 16:00-16:30 and lunch at 13:00-14:00.

All participants are advised to acquire the voucher for meals in advance at the time of their registration, otherwise they ought to get the voucher from registration desk.

Technical Exhibition

A technical exhibition will take place at the Conference Center, sufficient time during intermissions is reserved for visiting the booths of leading sponsors (Medical Engineering Companies), which present their latest achievements and give you ample expert information. Please refer to the Exhibit guide in your Congress bag.

Society Booth

The Iranian Society of Radiology booth is located on ground floor. Application forms and general information for membership are available. It provides membership services, information and an opportunity to pay annual dues for the society, and interview and subscription for the journal.



Amir Reza Radmard, MD
Chairman of Scientific Committee



Kourosh Abdollahifard, MD
Chairman of Executive Committee

Boards & Chairs

- | | |
|--|------------------------------------|
| • Kourosh Abdollahifard, MD | <i>Management In Radiology</i> |
| • Leila Aghaghazvini, MD | <i>Head & Neck Imaging</i> |
| • Niloofar Ayoubi, MD | <i>Gastrointestinal Imaging</i> |
| • Mehrdad Bakhshayeshkaram, MD | <i>Thoracic Imaging</i> |
| • Bijan Bijan, MD, MBA, MHA, MPH, MS (Appl. Mathematics) | <i>Research</i> |
| • Ramin Pourghorban, MD | <i>Research</i> |
| • Hossein Ghanaati, MD | <i>Neuro-Intervention</i> |
| • Masoumeh Gity, MD | <i>Women's Imaging</i> |
| • Hamidreza Haghighatkhah, MD | <i>Genitourinary Imaging</i> |
| • Babak Salevatipour, MD | <i>Genitourinary Imaging</i> |
| • Ali Hekmatnia, MD | <i>Pediatric Imaging</i> |
| • Mohammad Movahedi, MD | <i>Musculoskeletal Imaging</i> |
| • Helen Nayeri, MD | <i>Neuro-Radiology</i> |
| • Alireza Shakibafard, MD | <i>Medical Imaging Informatics</i> |
| • Leila Aghaghazvini, MD | <i>Workshop Director</i> |

Organizing Committee of ICR2017

- Kourosh Abdollahifard, MD
- Farahnaz Falahati, MD
- Mehdi Faraji
- Afshin Majd
- Mahsa Sobhi
- Fatemeh Rezaei
- Arpine Anjurgoli
- Gity Zarvani

Scientific Committee of IRSA

(Alphabetically Ordered)

- | | |
|----------------------------------|--------------------------------|
| • Solmaz Aro, MSC | • Hossein Mozdarani, PHD |
| • Mohammad Akbarnejad, MSC | • S. Rabie Mahdavi, PHD |
| • Mahmood Aghamiri, PHD | • Mansour Modanlou, BSC |
| • Jamil Abdolmohammadi, MSC | • Manijeh Pakravan, MSC |
| • Reza Ahadi, PHD | • Reza Paydar, PHD |
| • Mohsen Bakhshandeh, PHD | • Behrouz Rafiei, MSC |
| • Vahid Changizi, PHD | • Abolfazel Razaghdoust, MSC |
| • Hossein Ghadiri, PHD | • Majid Roshanfekr, BSC |
| • Javad Ghasemi, BSC | • Reza Sadeghi, MSC |
| • Payman Hejazi, PHD | • Hedayatollah Soroush, MSC |
| • Ramin Jaber, PHD | • Vali Shahabian, MSC |
| • Ahmad Karamloo Ghezeljeh, NRPD | • Mohsen Shojae Moghadam, MSC |
| • Asghar Maziar, PHD | • Ali Shabestani Monfared, PHD |
| • Parinaz Mehnati, PHD | • Hamidreza Saligheh Rad, PHD |
| | • Ali Tavakkoli, MSC |

Welcome
May 9-12, 2017

33rd Iranian Congress of Radiology
15th Iranian Congress of Radiographic Sciences Association



Milad Tower, Tehran-Iran

Milad Tower, also known as the Tehran Tower, is a multi-purpose tower in Tehran, Iran. It is the sixth-tallest tower and the 17th-tallest freestanding structure in the world.

Welcome Message- ISR President

We are, we will be:

More than half of century or 51 years from Iranian society of Radiology start by beginners and founders, every year except limited or small symposiums we manage annual congress and 33rd annual Iranian congress of Radiology will be held by Prof. Hadi Rokni Yazdi, MD a member of ISR and Tehran university of medical Sciences with cooperation with Dr. Amirreza Radmard as the Chairman of scientific committee and Dr. Kourosh Abdollahifard as the chairman of executive committee at 1396 "Iranian date" and 2017 in Tehran – Milad complex.

I wish participating more than 3000 specialists, radiologists, technologists, managers, and technical engineers of medical companies.

Venue of congress and adjacent exhibition is Milad complex as a new symbol of great Tehran.

Managers of Milad complex has a good cooperation with ISR by 3 years and during ICR 2015 and ICR 2016.

I offer my thanks to central committee and board of directors of ISR, Radiology board of Iran and state or province central committees "about 20 in number" for challenging as a NGO and local symposiums in entire Iran.

With all our challenges about our disciplines we will be strong and stronger in scientific ways to say with all complexities: we are with people and we will be in service of Iranian people and humanity.

For well being, our fee for services will be true with economic and management terms and governmental health authorities will be support us.

Radiology as an attractive pole in medical diagnosis inspect with all physicians as well as radiologist that he or she is the heart or brain of Imaging in scientific strategy.

A real management should be done by ministry of health against unusual financial problems and self-requesting by clinical colleagues.

Our challenge with health strategists is about these two big problems.

By every ICR events, we select 3 foreign radiologists as honorary members of ISR and 3 gold medalists from native or Iranian radiologists out of country.

Prize of professor Aliakbar Bonakdarpour from temple university of medicine in USA dedicated to a resident with better or the best research in radiologic field.



Jalal Jalal Shokouhi MD

President:

Iranian society of Radiology 2017

Welcome Message - ISR General Secretary

Welcome to Iran, the land of piece and civilization,

The Iranian radiologists are looking forward to offering their sincere hospitality to you, the world's most eminent radiologists to celebrate a congress to remember for the privileged position of Radiology in Iran and the delightful presence of you elite radiologists among your Iranian colleagues. The president of this year's congress, prof. Rokni is an accomplished radiologist known for his outstanding scholastic achievements which makes us expect a most fruitful event, strongly recommendable for a place in your timetable. We believe by attending the ICR 33 you will fall in love with the Iranian hospitality and gear up for an active attendance at the ICR 34.



Vahid Karimi, MD
General Secretary of
Iranian Society of Radiology

Welcome Message- Honorary President

Dear Colleagues,

It is of my great honor to welcome you to the 33rd Iranian Congress of Radiology (ICR-2017) to be held on May 9-12, 2017 in Tehran, Iran. Following three decades of experience, the 33rd annual ICR as the first one in its fourth decade, is scheduled to consist of four main themes including Women's Imaging, NeuroRadiology, Neuro-intervention and Musculoskeletal Imaging.

It will feature highly respected, internationally renowned lecturers who will share, discuss, debate, and dissect significant recent developments and scientific advancements in the field of medical Imaging to let participants witness the here and now of radiologic sciences in international scenes.

I'm sure all participants will take full advantages of many opportunities to network with their colleagues, to enhance the educational aspects and to optimize clinical skills during the congress.

I am very much looking forward to expressing my heart-felt and genuine welcome to you to this congress and wish you a wonderful experience.



Javad Jannati, MD

Honorary President of the 33rd Iranian
Congress of Radiology (ICR 2017)


Welcome Note- President of ICR 2017

Dear colleagues,

This is my great honor to welcome you to the 33rd Iranian Congress of Radiology as the ICR President.

In accordance with more than three decades of experience, we will try our best to gather a unique team of international and Iranian leading experts in different fields of Radiology, especially in our main themes of congress including **Women's Imaging, NeuroRadiology, Neuro-intervention and Musculoskeletal Imaging**. The congress venue will be at Milad tower international convention center, the most outstanding landmark of modern Tehran.

I look forward to seeing you all in May 9-12, 2017 in Tehran.



Hadi Rokni Yazdi, MD

President of the 33rd Iranian Congress
of Radiology (ICR 2017)

IRSA President- Welcome Message

In May 2017 we will again convene and meet each other during the 15th congress of IRSA, I take this opportunity to invite all of you, my valuable colleagues to take part in the event and appreciate your contributions as manuscripts to hopefully create a friendly atmosphere for exchange of experience. The goal of such collaborations is our empowerment in our daily practice for providing our clients with quality service.

This year's congress is also very important because we will have the IRSA's 6th election of central board of directors.

All of the IRSA branches' board members from across Iran can be a candidate for membership of central board of directors and I personally urge all my colleagues to participate in the election because every single vote will matter for choosing the people in whose hands will lie the future of our society.

In the end, I sincerely express my gratitude to the board of IRSA whose ongoing support has always been instrumental for holding our annual congress and hope we can continue this nice collaboration in the future.



Ramin Jaber, PhD
President of IRSA

Welcome Note of 15th Iranian Congress of Radiology Sciences Association

In the name of God

I'm so delighted to make the acquaintance of the present company (professors, partners, and respectful radiography scholars) as a secretary of 15th Iranian Radiography Sciences Association congress. In the current congress, we endeavour to exploit all of the existing potentials in our country to realize efficient disposing. Accordingly, we expect all the invited who have come to present their articles or as just a participant of this congress, to have a fruitful presence.

The main function of 15th congress is educational, However new medical Imaging techniques and also research aspects will also be covered.

Further information regarding this congress may be accessed through the website.

Good luck



Reza Sadeghi, MSC
Director of 15th Congress of IRSA



Honorary Members of ICR 2017

Anne Osborn, MD

Professor of Radiology
University Distinguished
William H. and Patricia W. Child Presidential Endowed
Chair in Radiology
Department of Radiology, University of Utah School of
Medicine
Salt Lake City, UT USA



Thomas Helbich, MD

Professor of Radiology and Vice-chairman
Department of Biomedical Imaging and Image-guided
Therapy
Head: Division of Molecular and Gender Imaging
Medical University Vienna - General Hospital Vienna
Vienna Austria



Paul M. Parizel, MD

Chairman of Antwerp University Hospital's department of
Radiology
Full Professor of Radiology at the University of Antwerp's
Faculty of Medicine
Belgium



Gold Medalists of ICR 2017

Donya Farrokh, MD

Faculty Member
Mashhad University of Medical Sciences

**Mansoor Fatehi, MD, CIIP**

Rdiologist
Imaging Informatics
Professional (Certified by American Board of Imaging Informatics)

**Hassan Hashemi, MD**

Rdiologist
Associate Professor
Tehran University of Medical Sciences



Invited Speakers

(Sort by alphabetic order)

Amin Astani, MD, MBA

Radiologist, Senior Attending Interventional Radiologist
at West Suburban Hospital, USA



Arshid Azarin, MD, MSc

CT & MR Cardio-Vascular Imaging
Department of Radiology
Hôpital Paris-Saint Joseph
Paris, France



Marc Jean, Charles Bazot, MD

Professeur des Universités
Praticien Hospitalier, Paris, France



Joachim Berkefeld, MD

Leading Physician, Head of Interventional
NeuroRadiology
Institut für Neuroradiologie
Klinikum der Goethe-Universität
Schleusenweg,
Frankfurt Germany



Bijan Bijan, MD, MBA, MHA, MPH, MS
(Applied Mathematics)*

Professor of Nuclear Medicine & Radiology Radiology and
Nuclear Medicine / PET Divisions
University of California Davis Medical Center
Sacramento, California, USA



Amandine Caudal, MD

Diagnostic and Interventional Musculoskeletal Radiologist
Department of Radiology
Hospital Pasteur 2
Nice, France



Jean-Michel Correas, MD, PhD

Vice Chairman of the Adult Radiology Department
Necker University Hospital
Batiment Hamburger, Paris, France




Florian Dammann, MD

Diagnostic and Interventional Radiologist
Senior Attending Physician
Dept. of Diagnostic, Interventional and Pediatric Radiology
Inselspital, University Hospital Bern
Switzerland




Amir Davarpanah, MD

Department of Radiology
Abdominal and Cardiothoracic Imaging,
Massachusetts General Hospital,
Boston, MA
USA




Jafar Golzarian, MD

Professor of Radiology & Surgery,
Director, Division of Interventional Radiology and Vascular
Imaging, University of Minnesota, Minneapolis, MN, USA
Professor of Radiology and Surgery
Director, Division of Interventional
Radiology & Vascular Imaging
Malcolm B. Hanson Chair in Radiology, MN, USA



Mehran Habibi, MD, MBA, FACS

Assistant Professor of Surgical Oncology
Director, Johns Hopkins Breast Center at Bayview
Johns Hopkins University School of Medicine,
Department of Surgery
USA




Thomas Helbich, MD, MSc, MBA

Professor of Radiology and Vice-chairman
Department of Biomedical Imaging and Image-guided
Therapy
Head: Division of Molecular and Gender Imaging
Medical University Vienna - General Hospital Vienna
Vienna Austria



Mahmood F. Mafee, MD, FACR

Clinical Professor of NeuroRadiology
Section Chief, Head and Neck Radiology
UC San Diego Medical Center
USA

**Kambiz Motamedi, MD**

Professor of Radiology
David Geffen School of Medicine
University of California, Los Angeles
Director, UCLA Beach Imaging & Interventional Center
USA

**Anne G. Osborn, MD**

Professor of Radiology
University Distinguished
William H. and Patricia W. Child Presidential Endowed
Chair in Radiology
Department of Radiology, University of Utah School of Medicine
Salt Lake City, UT USA


**Paul M. Parizel, MD**

Chairman of Antwerp University Hospital's department of
Radiology
Full Professor of Radiology at the University of Antwerp's
faculty of medicine, Belgium



Parham Pezeshk, MD

Assistant Professor, Division of Musculoskeletal Imaging
Department of Radiology,
University of Texas Southwestern Medical Center,
Dallas, TX
USA



Reza Rajebi, MD

Assistant Professor of Vascular and Interventional
Radiology
University of Colorado, Denver, USA



Charles Raybaud, MD, FRCP (C)

Professor of Radiology, University of Toronto
Head of NeuroRadiology, Hospital for Sick Children
Neuroradiologist
Canada



Fritz K.W. Schaefer, MD

Director Breast Imaging and Interventions
University Hospital Schleswig-Holstein Campus Kiel
Michaelisstr. Kiel
Germany



Reza Talaie, MD

Instructor of Interventional Radiology and Vascular Imaging
Department of Radiology
University of Minnesota Medical School
University of Minnesota Fairview Medical Center
Minneapolis Veteran Affairs Hospital
USA

**Hadi Zomorodian, MD**

Diagnostic and Interventional Radiologist
Responsible Radiologist for Senology
Radiology & NeuroRadiology Department
Nordwest Hospital
Frankfurt am Main
Germany





Sponsors of ICR 2017



Diamond

تجهیزات
پزشکی
پیشرفته



GE HEALTHCARE

Platinum



پایون پرتو
HITACHI
Inspire the Next



Gold



آرایه زیستی پیشرفته

Tajhizat Pezeshki Pardazesh Rayan Teb Co.
شرکت تجهیزات پزشکی پردازش رایان طب

نوآوران درمان
www.noavaran-da.com

Silver



KONICA MINOLTA



شرکت مهندسی
آرین درمان پژوه



Bronze



Noavaran Teb Farda Co.



HOODIAN



شرکت احیا، درمان پیشرفته
EHYA DARMAN Pishrafteh Co.



Invited Speakers

May 9-12, 2017

33rd Iranian Congress of Radiology

15th Iranian Congress of Radiographic Sciences Association

	Main Hall (Hafez)	Sadi 150/	Roodaki 150/	Hall1 60/	Hall2 40/	Hall3 60/	Hall4 100/	Hall5 100/	Hall6 60/	Hall7 60/	Hall8 60/
Tuesday 7:30-8:30	Bo Rev-1				WS						
Tuesday 8:30-10:30	Breast1	MSK1	Thoracic	WS	WS	Int	WS	Pre. Quiz	Tech	WS	
				WS							
Tuesday 11:00-13:00	OC										
Tuesday 13:00-14:00	Bo Rev-2										
Tuesday 14:00-16:00	Neuro1	OB1	GU	SP1	WS	Int	WS		Tech	WS	
										WS	
Tuesday 16:30-18:30	Breast2	MSK2	Quiz	SP2	WS	Int	WS	Tech		WS	
							WS				
Tuesday 18:30-19:30		Bo Rev-3			WS						
Wednesday 7:30-8:30	Bo Rev-4				WS						
Wednesday 8:30-10:30	Neuro2	GYN1	GI1	SP3	WS	Int	WS	MIR1	Tech	WS	Tech
										WS	
Wednesday 11:00-13:00	H&N1	Neuro3	GYN2	SP4	WS	Int	WS	Tech	Tech	WS	
										WS	
Wednesday 13:00-14:00	Bo Rev-5										
Wednesday 14:00-16:00	Breast3	MSK3	GI2	WS	WS	Int	WS	Tech	Tech	WS	
							WS			WS	
Wednesday 16:30-18:30	OB2	Neuro4	Tech	WS	WS	Int	WS		Tech	WS	
							WS			WS	
Wednesday 18:30-19:30		Bo Rev-6			WS						

Bo Rev: Board Review

Tech: Technologist session

OB: Obstetrics imaging

GYN: Gynecologic imaging

GU: Genitourinary imaging

GI: Gastrointestinal imaging

Ped: Pediatric imaging

H&N: Head & Neck imaging

MSK: Musculoskeletal imaging

MIR: Management in Radiology

Meet Prof: Meeting with the Professors

MLpanel: Medicolegal panel

	Main Hall (Hafez)	Sadi 150/	Roodaki 150/	Hall1 60/	Hall2 40/	Hall3 60/	Hall4 100/	Hall5 100/	Hall6 60/	Hall7 60/	Hall8 60/
Thursday 7:30-8:30	Bo Rev-7				WS						
Thursday 8:30-10:30	MSK4	Neuro5	Tech	WS WS	WS	Int	WS WS	Tech	H&N2	WS	
Thursday 11:00-13:00	Neuro6	MSK5	Tech		WS	Int	WS	Breast4	Ped1	WS	
Thursday 13:00-14:00	Bo Rev-8										
Thursday 14:00-16:00	Meet Prof.	Tech	Tech								
Thursday 16:30-18:30	GA	Tech	Tech								
Thursday 18:30-19:30		Bo Rev-9									
Friday 7:30-8:30	Bo Rev-10				WS						
Friday 8:30-10:30	Neuro7	MSK6	Tech		WS	Int	WS WS	MIR2 Ped2	Tech	WS WS	
Friday 11:00-12:30	MLPanel	GYN3	Tech	WS	WS	Int	WS	Informatics	Tech	WS	
Friday 13:00-15:00	CC										

Number of sessions:

1- Women & Breast: 9
Breast:4 , Gynecology:3, Obstetrics:2
2- MSK: 6
3- Neuro: 7
4- Ped: 1.5
5- GI: 2
6- GU: 1
7- Thoracic: 1
8- H&N: 2

9- Informatics: 1
10- MIR: 1.5
11- Medicolegal panel: 1
12- Intervention: 11
13- Board review: 10
14- Meeting with the professors: 1
15- Quiz session: 2
16- Scientific presentations: 4

Tuesday

May 9, 2017

33rd Iranian Congress of Radiology

15th Iranian Congress of Radiographic Sciences Association

Although my heart is full of the sorrow of separation,
Joy Mixed with your sorrow increases my unhappiness
Every night I think of you and say, oh Lord:
Here is separation and there is connection

Rudaki (858 - 941 AD)

با آنکه دلم از غم هجرت خون است
شادی به غم توام ز غم افزون است
اندیشه کنم هر شب و گویم یا رب
هجرائش چنین است، وصالش چونست

رودکی (۲۳۷ - ۳۱۹ خورشیدی)

Hall Hafez (Main)

Session 7:30-08:30 Board Review I

Ali Radmehr

Session Breast-1

Chairs: Masoumeh Gity
Nahid Sadighi
Elham Neshan

08:30 Screening Mammography, old pathway,
new challenges
Parisa Aminzadeh(Australia)

08:50 Screening Of Breast Cancer In Europe
Hadi Zomorrodian(Germany)

09:10 What Are The Basic Needs To Start A
Mammography Screening Program
Florian Dammann (Switzerland)

09:30 Breast MRI As A Screening Tool
Thomas Helbich (Austria)

09:50 Breast Cancer Screening in Iran.
Moderator: Masoumeh Gity

Radiologists: Florian Dammann
Hadi Zomorrodian
Nahid Sadighi

Surgeons: Mohammadali Mohagheghi (surgeon)
Ramesh Omranipur
Ali Ghanbari Motlagh (MOH)

10:30-11:00 Coffee Break

11:00-13:00 Opening Ceremony

Session 13:00-14:00 Board Review II

Hossein Ghanaati

Session Neuro-1

Chairs: Jalal Jalal-Shokouhi
Helen Nayeri
Bahman Mohtashami

14:00 The New 2017 WHO Classification of CNS
Neoplasms: What Radiologists Need to
Know
Anne Osborn (USA)

14:30 Pediatric Supra and Infra Tentorial Tumors
Charles Raybaud (Canada)

15:00 Tumors of Temporal Bone
Mahmood Mafee (USA)

15:30 Lymphoma Spectrum Disorders
Anne Osborn (USA)

16:00-16:30 Coffee Break

Session Breast-2

Chairs: Masoumeh Gity
Toktam Beheshtian
Afsaneh Alikhasi

16:30	How to Apply Mammography BI-RADS Classification in Iran? Nahid Sadighi
16:45	BI-RADS Classification in Breast Ultrasound, Is It Really Helpful? Niousha Minou
17:00	Architectural Distortion in Breast Imaging Mahshid Haghighi
17:15	Weight of Different Mammographic Findings Nasrin Ahmadinejad
17:30	Borderline Breast Lesions Masoumeh Gity
17:50	Granulomatous Mastitis, Clinical and Imaging Aspects Ahmad Soltanishirazi
18:05	Breast MRI, Basic and New Techniques Thomas Helbich (Austria)

Lobby of Convention Center

Quiz of the Day

Moderators: Soheil Kooraki
Fariba Hashemi

13:00-14:00 CASE 1

18:30-19:30 CASE 2

Hall Sadi

Session MSK-1 (X-Ray)

Chairs: Makhtoom Shahnazi
Mohammad Reza Movahedi
Iraj Honarbakhsh

08:30 Shoulder & Wrist X-Ray
Mahrooz Malek

08:50	Hip & Knee X-Ray Seyed Hassan Mostafavi
09:10	Ankle & Foot X-Ray Seyed Reza Saadat Mostafavi
09:30	Common Measurements in Lower Limb X-Ray Esmaeel Shokrollahi
09:55	Spine X-Ray Iraj Honarbakhsh
10:15	Introducing the world's first body CBCT device (Carestream Co.) Soheyla Dehiouri
10:30-11:00	Coffee Break
Session	OB-1
Chairs:	Masoumeh Gity Maryam Rahmani Ahmadreza Tahmasebpour
14:00	Fetal Neurosonogram Masoud Poureisa
14:30	Fetal Face Ahmadreza Tahmasebpour Korosh Shamsavan
15:05	Fetal echocardiography, basic and Advanced Phillipe Jeanty (USA)
15:45	Cardiomyopathy in Fetus Behnaz Moradi
16:00 -16:30	Coffee Break
Session	MSK-2 (Osteoporosis Imaging)
Chairs:	Mohammadreza Movahedi Mansoor Fatehi Yasmin Davoudi
16:30	Multimodality Osteoporosis Imaging Mohammad Reza Movahedi
16:40	Basic DXA Reporting Mohammad Reza Niroomand
17:10	Serial DXA Reporting Mansoor Fatehi

17:30	New Developments in BMD (TBS, VFA,...) Mansoor Fatehi
17:50	Vertebral Compression Fracture Stable or Unstable and Therapeutic Options Amandine Caudal (France)
18:00	Spondyloarthropathies What a Radiologist Should Know Parham Pezeshk (USA)

Session **18:30-19:30 Board Review III**
Nahid Sadighi

■ Hall Roodaki

Session Thoracic

Chairs: Aliakbar Ameri, Mehrdad Bakhshayesh Karam, Mehran Mostaan.

08:30	Fundamental of Chest Imaging Soheila Zahiri-fard
09:00	Imaging of Pulmonary Neoplasms Mehrdad Bakhshayesh Karam
09:30	Imaging of Interstitial Lung Diseases Shahram Kahkouee
10:00	Imaging of Cystic Lung Diseases Payam Mehrian

10:30-11:00 Coffee Break

Session GU

Chairs: Iraj Honarbakhsh, Babak Salevatipour, Kaveh Samimi

14:00	Dynamic Imaging of Pelvic Floor Musculature Bijan Bijan (USA)
14:20	PIRADS Mahyar Ghafoori
14:40	Renal Unusual and Pseudo Mass Lesions Amir Davarpanah (USA)

15:00	Imaging of Scrotal Emergencies Morteza Bagheri
-------	---

15:20	Non-Tumoral Lesions of Kidney Farhad Niaghi
-------	--

15:40	Role of MR Imaging in Bladder Cancer Babak Salevatipour
-------	--

16:00-16:30 Coffee Break

Session: 16:30-18:30 Quiz session

Moderators: Morteza Sanei-Taheri
Ali Hekmatnia
Hassan Hashemi
Referees: Hadi Rokni Yazdi
Masoud Poureisa
Behrouz Zandi

■ Hall # I

Session Workshop

08:30- 09:30	IT solutions (Agfa) Jean Pierre slabe
09:30- 10:30	Muscle and Nerve Ultrasound (Toshiba CO) Roder Kuhr Olrich

10:30-11:00 Coffee Break

Session SP I (Breast Imaging, Cardiac Imaging, Emergency Radiology, Gastrointestinal Imaging)

Chair: Taraneh Faghihi Langroudi
Ramin Pourghorban

14:00	Is Background Parenchymal Enhancement on Magnetic Resonance Imaging Helpful in Risk Assessment of Breast Cancer? Maryam Farghadani
14:10	Assessment of Functionality and Diagnosis Precision of Digital Breast Tomosynthesis in Comparison with Breast Ultrasound Among Women in Risk of Breast Cancer Ali Ghafari

14:20	Future Outcome of Sonography BI-RADS Category 3 Lesions Afsaneh Alikhassi	of Thyroid Nodules: Relation Between Radiology Thyroids Score and Bethesda Pathology Score System Mohammad Ghadrian
14:30	On the Selection of Region of Interest in Measurement of Cardiac Magnetic Resonance Imaging T2* Value in Thalassemia Major Patients Somayeh Gholami Bardeji	16:10 Carotid Intima Media Thickness in Leukoaraisis Patients Mona Kharraji
14:40	Importance of Evaluation of Extra Cardiac Findings in Patients Undergoing MDCT Coronary Angiography Mohammad Momeni	16:20 The Normal Value of Tibial Tubercle Trochlear Groove Distance in Patients with Normal Knee Examinations using MRI Zoheira Arefmanesh
14:50	Comparison of Bedside Sonography with CT Scan in Diagnosis of Pneumothorax Manizhe Ataei	16:30 Comparison of MRI and Arthroscopy Diagnostic Results in Patients with Suspected Meniscal Tears and Ruptures of ACL and PCL of Knee Joint Ahmad Soltani Shirazi
15:00	The Comparison of Multi-Slice CT-Scan and Laparotomy Findings in Blunt Splenic and Hepatic Trauma Hesameddin Hoseini Tavassol	16:40 Ultrasound Technique in Evaluation of Abdominal Wall Hernia Hosein Rezaei
15:10	Routine Versus Selective use of Chest and Abdominopelvic CT-scan in Blunt Trauma: A Randomized Controlled Study Hamidreza Talari	16:50 Assessment of Correlation of left Ventricular Diastolic Functional Indices Between Gated Myocardial Perfusion SPECT and Echocardiography Lida Peivandi
15:20	Accuracy of MRI in Rectal Cancer After Preoperative Neoadjuvant Chemoradiotherapy Saeed Naghibi	17:00 Comparing the Diagnostic Performance of Integrated 18F-FDG PET-MRI and MRI for the Identification of Local Recurrences of Soft Tissue Sarcomas Youssef Erfanian
15:30	MRI for Assessment of Anal Fistula Saeed Naghibi	17:10 Apparent Diffusion Coefficient Value as a Predictive Marker to Evaluate Tumor Response in Patients with Cervical Cancer Fariba Allahmoradi
15:40	Comparison of low Dose and Standard Dose Abdominal CT Scan in Body Stuffers Zahra Mahboubi fooladi	17:20 Diagnostic Value of Doppler Sonographic Findings in Neonatal Hypoxic Ischemic Brain Damage Fatemeh Yarmahmoodi
15:50		
16:00-16:30	Coffee Break	
Session	SP II (Head and Neck Imaging, Musculoskeletal Imaging, Nuclear Medicine, Oncologic Imaging, Pediatric Imaging)	17:30 The Diagnostic Value of Current Practice of Pediatric Intravenous Urography in Afghanistan in Presence of Ultrasonography; Cross-sectional Analytic Study at FMIC, Kabul Hidayatullah Hamidi
Chairs:	Omid Ghaemi Ghazaleh Jamalipoor Soofi	
16:00	Ultrasound-Guided Fine-Needle Aspiration	

■ Hall # II

Session: Workshop

08:00-09:30 Breast Screening Test Workshop
(Australian Group)

14:00-15:30 Breast Screening Test Workshop
(Australian Group)

15:30-17:30 Breast Screening Test Workshop
(Australian Group)

17:00-18:30 Breast Screening Test Workshop
(Australian Group)

18:30-20:00 Breast Screening Test Workshop
(Australian Group)

■ Hall # III

Session: Intervention

Chairs: Rambod Salouti
Javad Jalili
Ramin Pourghorban

08:30 What We Should Know in Brain Arterial
Anatomy for Neurointervention
Javad Jalili

09:00 What We Should Know in Spinal Vessel
Anatomy for Neurointervention
Morteza Jalilvand

09:30 Vasospasm Management
Borhan Haghighi

10:00 What We Should Know in Inferior Petrosal
Sinus Sampling (IPSS)
Rambod Salouti

10:30-11:00 Coffee Break

13:00-14:00 Lunch

Intervention

Chairs: Alireza Rasekhi
Jafar Golzarian
Mohammad Reza Ahrabi

14:00 Case Review in Interventional Radiology
Jafar Golzarian (USA)

15:00 Case Review in Interventional Radiology
Amin Astani (USA)

16:00 -16:30 Coffee Break

Intervention

Chairs: Mohammad Reza Babaiee
Babak Rafiee
Morteza Jalilvand

16:30 What We Should Know for Fine Needle
Aspiration and Thyroid Image Reporting
and Data System (TIRADS)
Hossein Chegini

17:00 Carotid Angioplasty: A Literature Review
Ramin Pourghorban

17:30 Case Review in Interventional Radiology
Babak Rafiee

18:00 Case Review in Interventional Radiology
Mohammad Reza Babaiee

■ Hall # IV

Session: Workshop

08:00 -10:30 Lymph node FNA and Biopsy:
New Indications And Methods
Bijan Bijan

Session: Workshop

14:00 -16:00 Hip Ultrasonography
Mehrza Mehdiadeh

16:00 -16:30 Coffee Break

Session: Workshop

16:30 -17:30	How to Report Brain MRI Morteza Sanei Taheri
17:30 -18:30	How to approach to CT angiography Sophia Saburi
16:00-16:30	Coffee Break

Hall #V**Session: Preliminary Quiz session**

08:30-10:30 Moderators:	Preliminary Quiz session Morteza Sanei-Taheri Ali Hekmatnia
Session 16:30	Technologist session Pediatric CT-SCAN techniques Hossein Farahnak Masoud Sadrnia
18:00	Dual Energy CT-SCAN Parvin Bayati

Hall #VI

13:00-14:00 Lunch

Session: Technologist Session

14:00	Novel none contrast MR angiography techniques: application and technical consideration Vahid Shahmaei Amir Eftekhari
15:30	MRI Accreditation Manijeh Pakravan Mehdi Shojaei

Hall #VII**Vendor Workshop**

09:30	New Frontiers in Spectral CT Imaging (TIMAZ Co) Karim Ellaithy
10:30-11:00	Coffee Break
13:00-14:00	Lunch

Workshop:

14:00	Breast MRI Case Review Thomas Helbich (Austria)
-------	--

Vendor Workshop (Siemens)

15:00	Tomosynthesis Case review Luis Javier Pina (Spain)
16:00 -16:30	Coffee Break

Workshop

16:30-18:30	Basic Cardio-Vascular Measurements in chest CT Arshid Azarine (France)
-------------	---

Wednesday

May 10, 2017

33rd Iranian Congress of Radiology

15th Iranian Congress of Radiographic Sciences Association

Each night, with sorrow for you, a new hardship I see
In my sight, instead of sleep, tears I see
When, like your narcissus, I go to sleep,
A dream I have, more dishevelled than your hair

هر شب ز غمت تازه عذابی بینم
در دیده به جای خواب آبی بینم
وانگه که چو نرگس تو خوابم ببرد
آشفته تر از زلف تو خوابی بینم

Mahasti Ganjavi (1089 - 1159 BC)

مهستی گنجوی (پنجم / ششم هجری قمری)

■ Hall Hafez (Main)

Session 7:30-8:30 Board Review IV

Ali Babaei Jandaghi

Session Neuro-2

Chairs: Hassan Hashemi
Ali Hekmatnia
Maryam Mashayekhi

08:30 Fibro-osseous Lesions in Head & Neck-
the Role of CT & MRI
Mahmoud Mafee (USA)

09:00 CNS Infections: Radiologic-Pathologic
Correlations
Anne Osborn (USA)

09:30 Pediatric Infratentorial Tumors
Charles Raybaud (Canada)

10:00 From Neurolocalisationism to
Neuroplasticity: Mysteries of the Human
Brain Unveiled NEURO
Paul. M Parizel (Belgium)

10:30-11:00 Coffee Break

Session

H&N-1

Chairs:

Jalal Jalal Shokouhi
Hashem Sharifian
Leila Aghaghazvini

11:00 PNS and Nasal Cavity Pathologies
Imaging
Hashem Sharifian

11:30 Anterior Cranial Fossa Pathologies
Imaging
Leila Aghaghazvini

11:50 Middle Cranial Fossa Pathologies Imaging
Jalal Jalal Shokouhi

12:10 Role of CT Angiography and MR
Angiography in Head and Neck Lesions
and Traumatic Events
Mohammad Davoudi

12:30 Panel
Hashem Sharifian
Mahmoud Mafee
Jahanbakhsh Hashemi
Ebrahim Karimi (ENT)
Mojtaba Mohammadi Ardahali (ENT)

Session

13:00-14:00 Board Review V

Masoud Poureisa

Session Breast-3

Chairs: Simin Alerasool
Donya Farrokh Tehrani
Niousha Minou

14:00	Role of "Routine, Targeted and Whole Breast US" in Breast Cancer Screening Luis Javier Pina (Spain)
14:25	Development of an international multidisciplinary breast unit in Germany - from screening, diagnosis to treatment Professor Kummel (Germany)
14:50	Role of Tomosynthesis in Breast Cancer Screening Luis Javier Pina (Spain)
15:05	Molecular Imaging in Breast Cancer (Takapoo Teb Co) Farhad Marafi
15:20	Pre-Operative Needle Localization, Classic and New Techniques Mehran Habibi (USA)
15:40	Multidisciplinary Management of Breast Cancer, a Necessity or luxury? Ahmad kaviani

16:00-16:30 Coffee Break

Session OB-2

Chairs: Morteza Tahmasebi
Sepideh Sefidbakht
Masoud Poureisa

16:30	Fetal MRI: Basics and Techniques Maryam Rahmani
16:45	Fetal Major Anomalies on MRI Sepideh Sefidbakht
17:05	Fetal GU Anomalies Morteza Tahmasebi
17:25	Fetal Abdominal wall and GI Anomalies Ladan Younesi
17:45	Normal in 2nd Trimester Screening and Abnormal in 3rd Trimester Fetus Farzaneh Fattahi

18:05 MRI of Placental Abnormalities and Abdominal Pain during Pregnancy
Amir Davarpanah (USA)

Lobby of Convention Center

Quiz of the Day

Moderators: Soheil Kooraki
ariba Hashemi

7:30-8:30 CASE 3

13:00-14:00 CASE 4

18:30-19:30 CASE 5

Hall Sadi

Session OB-GYN-1

Chairs: Nasrin Ahmadinejad
Elham Keshavarz
Arvin Arian

08:30	Pelvic Pain in Reproductive Age, Endometriosis Arvin Ariyan
08:50	Endometriosis Reza Saadat
09:10	US Imaging for Infertility Work up Firouzeh Ahmadi
09:25	Staging of Uterine Cancers Marc Bazot (France)
09:45	Female Pelvic Floor Pelvic Relaxation & Fistula Amir Davarpanah (USA)
10:15	Weight bearing MRI (Mehrcom Tajhiz Co) Mikael Boesen

10:30-11:00 Coffee Break

Session

Neuro-3

Chairs: Gholamreza Bakhshandehpour
Sofia Sabouri
Sepideh Sefidbakht

11:00 **Newly Advanced MRI Techniques in Neuroimaging**
Homayoon Hadizadeh

11:30 **Epilepsy**
Charles Raybaud (Canada)

12:00 **Toxic and Metabolic Brain Diseases**
Anne Osborn (USA)

12:30 **Spinal dysraphism**
Charles Raybaud (Canada)

Session

MSK-3 (Sports injuries-1)

Chairs: Farokh Naderi
Kaveh Samimi
Armin Noormohammad

14:00 **Shoulder Impingement**
Seyed Hassan Mostafavi

14:30 **Trauma and Overuse Injuries of the Wrist and Hand**
Parham Pezeshk (USA)

15:00 **Traumatic and Overuse Injuries of the Elbow**
Armin Noormohammad

15:25 **Polytrauma: First Line Imaging with MDCT Technique**
Rainer Braunschweig (Germany)

16:00-16:30 **Coffee Braek**

Session

Neuro-4

Chairs: Ali Shakouri Rad
Ahmad Alizadeh
Dariush Etemadi

16:30 **Hydrocephalus**
Hydrocephalus

17:00 **Role of DWI in Head & Neck Pathologies**
Mahmoud Mafee (USA)

17:30

Dementia Panel:
Maryam Noroozian
Mahmood Goodarzi
Shahram Oveisgharan
Arman Hasanzadeh Rad

Session

18:30-19:30 Board Review VI

Jahanbakhsh Hashemi

Hall

Roodaki

Session

GI-1 (Liver)

Chairs: Hamid Reza Haghighatkah
Amir Reza Radmard
Alireza Rasekhi

08:30 **Diagnosis and Staging of HCC (Current Guideline)**
Amir Davarpanah (USA)

09:00 **Imaging of Liver Metastasis**
Amir Reza Radmard

09:30 **LIRADS 101: (Fundamental Findings)**
Bijan Bijan (USA)

10:00 **Ultrasound Elastography in Liver**
Jean-Michel Correas (France)

10:30-11:00 **Coffee Break**

Session

GYN-2

Chairs: Ahmad Soltani Shirazi, Mahrooz Malek, Farnaz Fahimi

11:00 **Approach to Adnexal Masses and Torsion**
Amir Davarpanah(USA)

11:20 **Advanced Techniques in Gynecologic Imaging**
Marc Bazot (France)

11:40 **IOTA and RMI Classification for Adnexal Masses**
Mahrooz Malek

12:10 **Ectopic Pregnancy and Post Treatment Imaging Findings**
Mojgan Kalantari

12:30	GTN and Molar Pregnancy Marc Bazot (France)
12:40	Ultrasound Fusion Imaging And Virtual Navigator(Mehrcom Tajhiz Co) Guillaume Gavthier
12:50	Tomo synthesis Mamography(Noavaran Darman Co) Hojat Gudarzi
13:00-14:00	Lunch
Session	GI-2 (Liver & Biliary Tract)
Chairs:	Hazhir Saberi Atoosa Adibi Amir Pejman Hashemi Taheri
14:00	Cystic Liver Disease Reza Javad Rashid
14:20	Benign Liver Lesions Faezeh Salahshoor
14:40	Budd-Chiari Syndrome Atoosa Adibi
15:00	Infectious Liver Disease Mohsen Darabi
15:20	PSC & Vanishing Bile Duct Diseases Morteza Sanei-Taheri
15:40	Cholangiocarcinoma (Diagnosis & Staging) Nilloofar Ayoobi Yazdi
16:00-16:30	Coffee Break
Session	Technologist Session
16:30	Perfusion MRI Basic and Clinical Application Navid Sarmast Alizadeh
17:30	CT angio tips & tricks Navid Sarmast Alizadeh Pedram Rostami

Hall

I

Session

SP III (Reproductive/Endocrine Imaging (Women's Imaging), Urinary Imaging, Education)

Chairs:

Ali Babaei Jandaghi
Hamid Reza Talari

08:30	Efficacy of Three-Dimensional Transvaginal Sonography in Diagnosis of Uterine Cavity Abnormalities among Infertile Women: A Cross-Sectional Study Firoozeh Ahmadi
08:40	Predictive Value of Transvaginal Ultrasound in Diagnosis of Endometriosis: A Three-Year Study Maryam Niknezhady
08:50	Clinical Implication of Intra-Amniotic Sludge in Predicting of Preterm Delivery Narges Afzali
09:00	Fetal and Maternal Outcomes of Isolated Single Umbilical Artery Amirhossein Hashemi Attar
09:10	Quality Improvement Project: Implementation of PACS Integrated Peer Feedback for Radiologists After a Hospital Merge Allard Olthof
09:20	Accuracy of Ultrasound and Magnetic Resonance Imaging (MRI) in Penile Fracture Mapping for Modified Surgical Repair Mohammad Zare Mehrjardi
09:30	Evaluation of bronchitis caused by mustard gas weapons in the war combatants Banafsheh Zainali
10:30-11:00	Coffee Break
Session	SP IV
Judging Panel:	Hamid Reza Haghighatkah Amir Reza Radmard Ramin Pourghorban

11:10	The Value of Coronary Artery Calcium Scoring in Early Diagnosis of Radiation-induced Coronary Artery Disease in Breast Cancer Patients Following Radiation Maryam Heydari-Soorreshjaany
11:10	Non-Calcified Coronary Artery Plaque Characterization by Dual Energy Computed Tomography (DECT) Rezvan Ravanfar Haghighi
11:20	Diagnosis of Solitary Pulmonary Nodules Using MRI: A Feasibility Study Banafsheh Zeinali-Rafsanjani
11:30	A Comparative Study between HRCT Findings of Invasive Pulmonary Aspergillosis with Serum and Bronchoalveolar Lavage Galactomannan and Fungal Culture in Lung-Heart Transplant Recipients Homa Khayatzaheh
11:40	The Role of Imaging for Characterization of Incidental Splenic Lesions Alireza Abrishami
11:50	Test-Retest Reproducibility and Robustness Analysis of Recurrent Glioblastoma MRI Radiomics Texture Features Isaac Shiri
12:00	The Influence of Cancer-related Characteristics on Brown Adipose Tissue at [18 F]FDG PET/CT Zahra Dehghani
11:10	The Role of 18F FDG PET/CT in Clinical Management of Breast Cancer; Additional Value over Conventional Imaging Modalities Mehrdad BakhshayeshKaram
11:20	Role of FDG PET/CT Scan in Head and Neck Cancer Patients Abtin Doroudinia
11:30	The Importance of Diffusion Weighted Imaging in Breast MRI Maryam Noori
11:40	How Low Can We Go Dose Saving Through Low-dose Examination for Urolithiasis via Modern Computer

Tomography with Tinfiler
Youssef Erfanian

11:50 Comparison of Color Doppler Ultrasonography and Clinical Grading of Varicocele in Patients Referred to Shahid Faghihi Hospital in Shiraz
Amin Abolhasani Foroughi

13:00-14:00 Lunch

Session

Work shop

14:00-16:00 Rapid Ultrasound in Shock and Hypotension (RUSH) and Chest ultrasound.
Mohammad Kazem Tarzamni

16:00-16:30 Coffee Break

■ Hall

II

Session

Work shop

08:00-09:30 Breast Screening Test Workshop (Australian Group)

09:30-11:00 Breast Screening Test Workshop (Australian Group)

11:00-12:30 Breast Screening Test Workshop (Australian Group)

13:00-14:00 Lunch

14:00-15:30 Breast Screening Test Workshop (Australian Group)

15:30-17:00 Breast Screening Test Workshop (Australian Group)

17:00-18:30 Breast Screening Test Workshop (Australian Group)

■ Hall # III

Session: Intervention

Chairs: Hossein Ghanaati
 Mohammad Reza Ahrabi
 Rambod Salouti

08:30 All What We Should Know for
 Endovascular Treatment of Intracranial
 Aneurysm
 Hossein Ghanaati

09:00 Surgical Treatment of Intracranial
 Aneurysm
 Bahar Vahdat

09:30 Endovascular Treatment of Intracranial
 Aneurysm
 Joachim Berkefeld (Germany)

10:30-11:00 Coffee Break

Session: Intervention

Chairs: Mohammad Reza Ahrabi
 Masoud Pezeshkiran
 Rambod Salouti

11:00 What We Should Know in Brain Venous
 Anatomy for Neurointervention
 Masoud Pezeshkiran

11:30 Literature Review for Spinal Arteriovenous
 Malformation
 Mohammad Nazari

12:00 Basic and Advanced Practical
 Considerations and Clinical Aspects of
 Endovascular Cerebral Arteriovenous
 Malformation Treatment
 Mohammad Reza Ahrabi

12:30 Surgical Treatment of Arteriovenous
 Malformation
 Ata Mahdikhah

13:00-14:00 Lunch

Session: Intervention

Chairs: Jafar Golzarian
 Shahram Akhlaghpour
 Azim Moatamedifar

14:00 Case Review in Interventional Radiology
 Jafar Golzarian (USA)

15:00 Percutaneous transluminal angioplasty in
 lower extremity: AHA/ACC guideline 2016
 Mohammadreza Rajebi (USA)

16:00-16:30 Coffee Break

Session: Intervention

Chairs: Jafar Golzarian
 Hossein Ghanaati
 Mahyar Mohammadifar

16:30 Case Review in Interventional Radiology
 Reza Talaei (USA)

17:30 Case Review in Interventional Radiology
 Mohammad reza Rajebi (USA)

■ Hall # IV

Workshop

08:30-10:30 Fetal MRI
 Sepideh Sefidbakht

10:30-11:00 Coffee Break

Workshop

11:00-13:00 First and Second Trimester Anomaly Scan
 Philippe Jeanty (USA)

13:00-14:00 Lunch

Workshop

14:00 How to Report Head and Neck Imaging
 Hashem Sharifian

15:00 New Technique in Thyroid Biopsy and
 Radiofrequency
 Hojat Ebrahimi Nik

16:00-16:30 Coffee Break

Session
16:30
Workshop
MSK Case Presentation
Parham Pezeshk (USA)

17:30
MR Neurography
Parham Pezeshk (USA)

■ Hall # V

Session: MIR-1

Chairs: Bijan Bijan
Kourosh Abdollahifard
Jalal Jalal shokouhi

08:30 Steps to Build an Output Imaging Center.
Bijan Bijan (USA)

08:40 International Opportunities for Research in
Medical Imaging Reid
Kourosh Abdollahifard

08:50 Dedicated Center for Breast Disease
Imaging
Florian Domman (Switzerland)

09:05 Workflow increasement (digital
environment: order/entry, digital
procedures, reporting, and Image
distribution)
Rainer Brunchweig (Germany)

09:20 MIR Panel
Bijan Bijan (USA)
Rainer Brunchweig (Germany)
Florian Dammann (Switzerland)
Kourosh Abdollahifard

Session MIR-2

Chairs: Kourosh Abdollahifard
Saeed Fallah
Alireza Radpour
Mahmood Barfei

09:40 Tax for Radiologist
Abdolkhalil Ahmadimaragheh

09:50 Architectural Considerations for Imaging
Centers Constructions
Mohammad Biglari

10:00 Power Supply for Medical Imaging Centers
Afshin Majd

10:10 Investment in Medical Imaging
Saeed Fallah

10:20 Questions & Answers

Session Technologist Session

Chairs: Majid Roshanfekr
Ali Saedi
Hasan Fatehi
Fariborz Faeghi
Vali Shahabian

11:00 Is the Diffusion MR Imaging and ADC
Mapping A Reliable Method For Evaluation
Of ASL Tears In The Knee?
Atefe Ghaderahmati

11:10 Cranial Nerve MRI
Negar Abdi

11:20 Pulse Sequences Optimization and
Technical Consideration Related To
Application of Contrast Media
Vahid Shahmaei

11:30 A Review: The Role of SWIFT in Dental
MRI
Sina Ehsani

11:40 Clinical applications of susceptibility-
Weighted Imaging in Detecting and
Grading Intracranial Gliomas& Prostate
Cancer
Navid Sarmast alizadeh

11:50 Susceptibility-Weighted Imaging in
Migraine
Fardis Mosayebian

12:00 Assessment of Patellar Cartilage
Chondromalacia with DWI and ADCmap
Zeynab Yazdi Sotoodeh

12:10 Application of Diffusion Weighted MRI in
Oncology
Fariba Allahmoradi

12:20 New Molecular Imaging Methods in Breast
Cancer Detection and Characterization
Tofigh Janeh

12:30 Q & A

13:00-14:00 Lunch

Session Technologist Session

14:00 Brest MRI in practice
Fariborz Faeghi
Ali Saeedi

15:30 Diffusion Tensor Imaging DTI
Ali Nahardani

Coffee Braek

Session Technologist Session

16:30 Management in Imaging Department
Pedram Rostami

17:30 PET CT
Ahmadreza Delfan

Hall # VI

Session: Technologist Session

08:00 Extracranial Application DWI
Abdollah Valizadeh

09:00 MR Angio Optimization
Fariborz Faeghi
Ali Saeedi

Coffee Braek

10:30 Post Processing in CT
Javad Ghasemi

11:40 CT Perfusion in Heart
Ali Mohammadzadeh
Ali Hosseini

12:20 Essential Diagnosis in Emergency CT

Kiara Rezaee

13:00-14:00 Lunch

Session: Technologist Session

14:00 CT- SCAN & Radiology Panel
Ali Hosseini
Hasan Pourfard
Javad Ghasemi
Hossein Ghadiri
Reza Ahadi
Nasrin Garakani
Jafar Izadi

15:00 Radiation Protection Panel
Mohamadreza Divband
Ahmad Eshraghi
Bahman Mostaar
Ramin Jabari
Mohsen Bakhshandeh
RezaPaydar
Peyman Hejazi

Hall # VII

08:30 Us exam of upper limb
Kambiz Motamedi

09:30 Us exam of Lower limb
Kambiz Motamedi

Vendor Workshop

11:00 Tomosynthesis (Takapoo Teb)
Masoumeh Gity

12:00 Vacuum assisted biopsy by
ultrasound(Takapoo Teb)
Toktam Beheshtian

13:00-14:00 Lunch

Workshop

14:00

15:00 Trans Rectal Biopsy of Prostate
Mehrzaad Lotfi

16:00-16:30 Coffee Braek

Vendor	Workshop		
16:30	Advanced method Neuro MRI Liver MRI with latest Method Mammography System Mohamed Saleh	09:00	Radiation Dose of Breast Decreased By Using Bismuth Silicone Shield in Chest CT Scan Mehran Arash
■ Hall	# VIII	09:10	Estimation of Cardiac CT Angiography Radiation Dose Toward The Establishment Of National Diagnostic Reference Level In Iran Mohammad Bagher Hosseini Nasab
		09:20	Risk Of Exposure-Induced Cancer Death Values Associated With The Abdominal Computed Tomography Angiography Ali Chaparian
Session:	Technologist Session (Radiation Protection)	09:35	Operator Radiation Exposure in Trans-Radial from Coronary Angiography Procedures; Effect of Pelvic and Radial Lead Shields Ali Tarighatnia
Chairs:	Mohsen Bakhshandeh Peyman Hejazi Parinaz Mehnati Ahmad Karamloo Ahmad Eshraghi	09:50	The Estimation of Population Dose from Nuclear Medicine Procedures in Mazandaran Province In 2014 Fatemeh Niksirat Soostani
08:00	Measuring the Entrance Surface Dose and Effective Dose Of Patients in Radiology Of Chest And Abdomen In Hamadan And Comparison With The International Standard Maryam Poorkaveh	10:05	Question And Answer
08:10	Investigation of Breast Dose in Thoracic CT Scan By Axial And Spiral Scanning Modes Vida Sargazi		
08:20	The Prevalence Of Work-Related Musculoskeletal Disorders Among Radio Technologists Those Working In Radiology Centers Of The Hospitals Affiliated In AJA University Of Medical Sciences In 2016 Mohammad Hossein Yektakooshali		
08:40	Evaluation of Cardiologists Radiation Exposure in Radial and Femoral Artery Approaches For Diagnostic Coronary Angiography Fatemeh Niksirat Soostani		
08:50	Evaluate the Effect of Contrast Media on Patient Dose in CT Examination of Abdomen-Pelvic Performed With AEC Omid Seraydarmansour		



Thursday

May 11, 2017

33rd Iranian Congress of Radiology

15th Iranian Congress of Radiographic Sciences Association

I am the servant of the one who steals a heart,
Or falls in love with the one who gives life
He who is neither lover nor beloved
May not even be found in the realm of God

Sa'di (Died: 1292 BC)

من چاکر آنم که دلی برباید
یا دل به کسی دهد که جان آساید
آن کس که نه عاشق و نه معشوق کسیست
در ملک خدای اگر نباشد شاید

سعدی (۶۰۶ - ۶۹۰ هجری قمری)

Hall Hafez (Main)

Seesion 07:30-08:30 Board Review VII

Mehrza Lotfi

Session MSK-4 (Ultrasound)

Chairs: Farokh Naderi, Farimah Noorbakhsh, Mahdi Karami

08:30 Nerve and Tendon Ultrasound
Kambiz Motamedi (USA)

08:55 Shoulder Ultrasound
Mahdi Karami

09:20 Ultrasound Guided Interventions
Kambiz Motamedi (USA)

09:45 Ultrasound in Inflammatory Disease
Farimah Noorbakhsh

10:10 Future and New Developments in MSK
Ultrasound
Kambiz Motamedi (USA)

10:30 Future and New Developments in MSK
Ultrasound
Kambiz Motamedi (USA)

10:30-10:40 Introducing the world's first generation
of full touch ultrasound machines
(Carestream Co.)
Mojtaba Ebrahimi

10:30-11:00 Coffee Break

Session Neuro-6

Chairs: Kavous Firouznia
Hadi Rokni Yazdi
Amir Reza Radmard

11:00 The Craniocervical Region Revisited
Paul Parizel (Belgium)

11:30 Nontraumatic Intracranial Hemorrhage
Anne Osborn (USA)

12:00 Neuroimaging in Patients with Traumatic
Brain Injury: a Pattern Based Approach
Paul Parizel (Belgium)

12:30 Brain Vascular Malformations, Update
2017
Anne Osborn (USA)

Session 13:00-14:00 Board Review VIII

Morteza Tahmasebi

Session Meeting with the Professors

14:00-16:00 Moderator: Morteza Sanei-Taheri
Ali Hekmatnia
Hasan Hashemi (Neuro)
Bijan Bijan(GI)
Ahmad Alizadeh (MSK)
Hamid Reza Haghighatkah (Body)
Morteza Bagheri (GU)
Shahram Kahkouee (Thoracic)

10:30-11:00 Coffee Break

Session General Assembly

16:30-18:30

■ Lobby of Convention Center

Quiz of the DayModerators: Soheil Kooraki
Fariba Hashemi

7:30-8:30 CASE 6

13:00-14:00 CASE 7

18:30-19:30 CASE 8

■ Hall Sadi

Session Neuro-5Chairs: Gholamreza Bakhshandehpour
Elham Rahimian
Amir Reza Radmard08:30 Demyelinating Disorders
Ahmad Alizadeh09:00 Devic's Disease
09:30 Mohammad Ali Sahraian (Neurologist)
What a neurosurgeon expects from radiologists?
Guiv Sharifi (Neurosurgeon)10:00 Intracranial Hypertension/Hypotension
Gholamreza Bakhshandehpour

10:30-11:00 Coffee Break

Session MSK-5 (Sports Injuries-2)Chairs: Mohammad Hossein Daghighi
Mohammad Reza Movahedi

Mahmood Mozafari

11:00 Traumatic and Cartilage Injuries of the Knee
Reza Sadeghi11:30 Ankle Impingements
Parham Pezeshk (USA)12:00 Groin Pain, Athletic Pubalgia
Seyed Reza Saadat Mostafavi12:20 Muscle Injury
Armin Noormohammad12:40 Osteoarthritis: Imaging of Degeneration of Cartilage and Therapeutic Options
Amandine Caudal (France)

13:00-14:00 Lunch

Session Technologist Session

14:00 Safety of Gadolinium-based contrast agents (GdCAs): An update on Gadolinium Deposition in the brain

15:00 Cardiac & Thalassemia MRI Pathology
Hamidreza Pooraliakbar
Ali Mohamadzadeh

16:00-16:30 Coffee Break

Session Technologist Session16:30 Cardiac MRI Techniques
Hassan Fatehi17:30 MRI Pannel
Fariborz Faeghi
Ali Saedi
Ali Tavakoli
Jamil Abdolmohammadi
Manijeh Pakravan
Majid Roshanfekr
Behrouz Rafie**Session 18:30-19:30 Board Review XI**

Mahyar Ghafoori

Hall Roodaki

Session: Technologist Session (CT-SCAN-Radiology – Radiotherapy –Nuclear Medicine Session)

Chairs: Asghar Maziar
Hossein Ghadiri
Vahid Changizi
Reza Ahadi
Zahra Tizmaghz
Jafar Izadi

08:00	Assessment of Tubal Disorders by Hysterosalpingography among Large Sample of Iranian Infertile Women Fataneh Tehrani
08:10	The Role of Radiologic Technologist In the interventional Radiology Procedures Ali Tarighatnia
08:20	Design, Implementation and Evaluation of Mobile Based Application for Teaching of General Radiography Techniques Borhan Eslahi
08:30	Intravascular Brachytherapy for L Coronary and Peripheral Vascular Disease after Angioplasty or Stent Surgery Mohsen Mohammadi
08:40	Evaluation Techniques Radiotherapy for Breast Cancer Bahar Faramarzi
08:50	Comparison of Automated 3D Breast Ultrasound to Hand-Held Ultrasound and Mammography Negar Zamani
09:00	Breast Cancer Screening, Digital Breast Tomosynthesis In Comparison With MRI Mohammad Tavakkoli
09:10	Clinical Application of CT Scan In Patients With Traumatic Spinal Cord Injury In Ahwaz Mohamadreza Kordani
09:20	A Comparative Study On Hysterosalpingography By Means Of "Foley Catheter Method" And "Cannula Method": Quality, Pros And Cons Fataneh Tehrani

09:30	Potential Of Using CT Perfusion of Acute Stroke Fahimeh Rezaie
09:40	Comparison of Tomosynthesis And Molecular Breast Imaging With Mammography In Cancer Detection Fateme Tabatabayi
09:50	Q&A
10:30-11:00	Coffee Break
11:00- 13:00	Iranian Society of Radiographic Sciences Association Board Election
13:00-14:00	Lunch
Session:	Technologist Session (Radiobiology)
14:00	Comparison of Radiosensitivity in Healthy Warm, Moderate and Cold Mizaj Persons Fateme Asghari
14:10	Induction of Sperm DNA Damage in Mice Irradiated Alone or In Combination with Chemotherapeutics Hamid Saghaei
14:20	The S and G2-M Phases Variation after Exposure to 2 Gy γ -Ray At Different Parinaz Mehnati
14:30	Radioprotective Effect of Melatonin in Hyperthyroid Patients Treated With Iodine-131; A Double Blind-Placebo Controlled Study Soudabe Alidadi
14:40	The Study Of Bystander Effect Induced By X-Ray Radiation, Actinomycin D And Their Combination On Human Lymphocytes By Micronucleus Assay Parisa Ramezanzpour Shafie
14:50	Evaluation of The Gene Expression Of MLH1and MSH2among Inhabitants Of High Natural Radiation Areas In Ramsar Elahe Bakhtiari
15:00	Radioprotective Effect of Zamzam Water (Alkaline Water) Againsts Gamma-Irradiation In Mouse Bone Marrow Cells: By Micronuclei Assay Fateme Keramatyazdi

15:10 The Optimum Linear Accelerators Dose To Prevent Transfusion-Associated Graft-Versus-Host Disease
Bahareh Aboufazeli

15:20 Combined Effect of Famotidine and Cimetidine on Irradiated Mice Survival Fraction; An In-Vivo Study
Karim Afsar

15:30 Question

16:00-16:30 Coffee Break

Session Technologist Session

16:30 Low Dose
Hossein Mozdarani

17:00 Clinical Radiobiology
Parinaz Mehnati

17:30 Radiobiology Pannel
Hossein Mozdarani
Ramin Jaber
Fateme Pak niyat
Mahmoud Aghamiri
Alireza Nekoofard
Ahmad Karamloo

Hall # I

Session: Workshop

08:30 PET CT
Mehrdad Bakhshayeshkaram

09:30 Approach To Structural Reporting In MRI Of Shoulder and Case Presentations
Leila Aghaghazvini

10:30-11:00 Coffee Break

Hall # II

Session: Workshop

08:00-09:30 Breast Screening Test Workshop
(Australian Group)

09:30-11:00 Breast Screening Test Workshop
(Australian Group)

11:00-12:30 Breast Screening Test Workshop
(Australian Group)

13:00-14:00 Lunch

Hall # III

Session: Intervention

Chairs: Hossein Ghanaati
Hassan Hashemi
Ramin Pourghorban

08:30 Current Trends in Management of Acute Ischemic Stroke
Bahaadin Siroos

09:00 What We Should Know in Stroke Imaging
Hassan Hashemi

09:30 Endovascular Treatment of Stroke
Joachim Berkefeld (Germany)

10:00 Endovascular Treatment of Stroke
Joachim Berkefeld (Germany)

10:30-11:00 Coffee Break

Session: Intervention

Chairs: Alireza Rasekhi
Shahram Akhlaghpour
Hazhir Saberi

11:00 Liver Imaging in Interventional Procedure
Niloofer Ayoubi

11:30 Microwave Ablation Versus
Radiofrequency Ablation for Hepatocellular
Carcinoma
Shahram Akhlaghpour

12:00 Biliary Intervention
Mohammad Gharib Salehi

12:30 Intervention in Budd-Chiari Syndrome
Alireza Rasekhi

13:00-14:00 Lunch

■ Hall # IV

Vendor Workshop

08:30 Sono elastography of Breast
Fritz K.W. Schaefer (Germany)

09:30 Sono elastography of Prostate and Liver
Jean-Michel Correas(France)

10:30-11:00 Coffee Break

Vendor Workshop (Mindray)

11:00-13:00 Fetal heart anomaly scan
Philippe Jeanty(USA)
Farzaneh Fattahi

13:00-14:00 Lunch

■ Hall # V

Session: Technologist Session (MRI)

08:00 Quantitative susceptibility mapping (QSM)
basic and application
Vahid Shahmaei

08:10 Fetal MRI
Afrooz Hoseini

08:20 Diffusion Tensor Imaging of the Cervical
Spine: Technical Considerations
Amir Eftekhari

08:30 Predicting treatment response using
diffusion-weighted MR imaging in
chemoradiotherapy of head and neck
squamous cell carcinoma
Fahimeh Rezaie

08:40 The role of diffusion- weighted
imaging(DWI) in diagnosis of brain tumors
Zeynab Yazdi sotoodeh

08:50 High-resolution magnetic resonance
imaging of the brachial plexus using an
isotropic 3D T2 STIR (Short Term Inversion
Recovery) sequence and comparative
evaluation of 3D-T2-STIR with and without
contrast enhancement for brachial plexus
injury
Sonia Rezaee

09:00 Potential Role of Diffusion Tensor
Imaging In The Early Detect of Alzheimer's
Disease and Mild Cognitive Impairment
Tofigh Janeh

09:10 Role of Phase Sensitive Inversion
Recovery compared with STIR and T2W
TSE in detection of cervical cord multiple
sclerosis lesions
Zahra Abidi

09:20 Application of nanoparticles in improving
the sensitivity in MRI
Sohaila Yazdani

09:30 Clinical application of Quantitative Fat
imaging in chronic liver diseases
Vahid Shahmaei

09:40 Comparison of different magnetic
resonance imaging (MRI) sequences for
evaluation of diabetic foot
Maryam Noorizadeh

09:50 Q& A

10:30-11:00 Coffee Break

Session Breast-4

Chairs: Masoumeh Gity
Maryam Rahmani
Khadijeh Bakhtavar

11:00	Common technical problems in screening mammography Christiane Hunold (Germany)
11:20	Clinical innovations improving breast cancer diagnosis. Fritz K.W Schafer (Germany)
11:40	Imaging of Breast Implants Khadijeh Bakhtavar
12:00	Decision making in complex cases Parisa Aminzadeh (Australia)
12:20	Quality Control in Digital Mammography. Christiane Hunold (Germany)
12:40	what should radiologist know after screening in recalled patient Maryam Farghadani
13:00-14:00	Lunch

Hall # VI

Session H&N-2

Chairs:	Hasan Hashemi Jalal Jalal Shokouhi Hashem Sharifian
08:30	Imaging of Post Treatment Changes (Radio /Chemo Therapy) in Head and Neck Disease Shahriar Shahriaran
09:00	New Guidelines in Management of Thyroid Nodule, When to Biopsy and When to Follow? Bijan Bijan (USA)
09:30	Imaging of Larynx and Hypopharynx Maryam Mohammadzadeh
09:50	Imaging of Salivary Glands Ali Kazemi
10:10	Imaging of Lymph Nodes and Indication of FNA Yasmin Davoudi
10:30-11:00	Coffee Break

Session

Chairs:

Pediatric-1

Ali Hekmatinia
Mehdi Alehossein
Masoud Fazeli

11:00	Special Considerations in Imaging of Musculoskeletal System in Children Fatemeh Mehdipour
11:20	Different Types of Skeletal Soft Tissue Vascular Anomalies Hooman Alizadeh
11:40	Radiologic Considerations of Pediatric Musculoskeletal Infection Roxana Azma
12:00	Interactive Case Presentation and Approach to Bone Lesions in Pediatric Patients
Moderators:	Somayeh Hajjahmadi Maryam Riahinejad Ghazaleh Jamalipoor Soofi

Hall # VII

Session: Workshop

11:00 -13:00	FNA of Thyroid New TIRADS and Indications Bijan Bijan Leila Aghaghazvini
--------------	--

Friday

May 12, 2017

33rd Iranian Congress of Radiology

15th Iranian Congress of Radiographic Sciences Association

At the beginning, your beauty shone with rays of glory
Love came and set the whole world on fire

Hafiz (Born: 1326 BC)

در ازل پرتو حسنت ز تجلی دم زد
عشق پیدا شد و آتش به همه عالم زد

حافظ (۷۲۷ - ۷۹۲ هجری قمری)

Hall Hafez (Main)

Session 7:30-8:30 Board Review X

Nazanin Farshchian

Session Neuro-7

Chairs: Kavous Firouznia
Hadi Rokni Yazdi
Helen Nayeri

08:30 Multiparametric Imaging in Neuro-Oncology
Paul Parizel (Belgium)

09:00 Vasculitis and Vasculopathy: Making Sense of the Mess
Anne Osborn (USA)

09:30 Pathology of Pharynx, role of CT, MRI and PET imaging
Mahmoud Mafee (USA)

10:15 Q & A

10:25 PACS VNA as a service (Noavaran Darman Co)
Mohammad Zare

10:30 -11:00 Coffee Break

11:00-12:30 General Panel Medico legal
Moderator: Abdolrasoul Sedaghat

Panelists: Ali Radmehr
Hossein Ghanaati
Kamran Soltani
Mortaza Ashrafi
Ali Fatahi
Nahid Sadighi

13:00 Closing Ceremony

Lobby of Convention Center

Quiz of the Day

Moderators: Soheil Kooraki
Fariba Hashemi

7:30-8:30 CASE 9

Hall Sadi

Session MSK-6 (Post op. Imaging of Shoulder and Knee)

Chairs: Homayoon Hadizadeh
Mohammad Reza Movahedi
Leila Aghaghazvini

08:30	Post-operative Imaging of Shoulder Kambiz Motamedi (USA)
08:50	Post-operative Imaging of Knee Parham Pezeshk (USA)
09:20	Common Operations on Shoulder and Knee & What an Orthopedic Surgeon Wants to Know From Radiologist. Reza Tavakoli Farzad Amoozadeh
10:30-11:00	Coffee Break
Session	OB_GYN-3
Chairs:	Fatemeh ghatrehsamani Mahshid Haghighi Nazanin Farshchian
11:00	High Risk Pregnancy and IUGR Behnaz Moradi
11:20	Amniotic Fluid, and Cord Hojatollah Khajepoor
11:40	Amniocentesis Morteza Sanei Taheri
12:00	Concerns in Twin Pregnancy Leila Bayani
12:20	Emergency state in Pregnancy Elham Keshavarz
12:40	

Hall Roodaki

Session	Technologist Session
08:30	MR Indications and Its Related Pulse Sequences Jamil Abdolmohammadi
09:30	A review of practical considerations regarding contrast agent administration Hedayatollah Soroush
10:30-11:00	Coffee Break

Session	Technologist Closing Ceremony
11:00-13:00	Technologist Closing Ceremony and General Assembly of Iranian Radiographic Sciences Association

Hall # I

Session:	Workshop
09:30	Sonography of Musculoskeletal Emergencies Mehdi Karami

Session:	Vendor Workshop
09:30	Dedicated CT for orthopedic use Jan Moed (Finland)

Hall # II

Session:	Workshop
08:00-09:30	Breast Screening Test Workshop (Australian Group)

09:30-11:00	Breast Screening Test Workshop (Australian Group)
-------------	--

11:00-12:30	Breast Screening Test Workshop (Australian Group)
-------------	--

Hall # III

Session:	Intervention
Chairs:	Hajhir Saberi Mohammad Reza Abedini Moamen Gharib

08:30	Radiofrequency Ablation in Thyroid Nodule Hojat Ebrahimi nik
-------	---

09:00 What Interventional Radiologists Should Know About Pathology Samples Preparation and Ordering
Hossein Ayatollahi

09:30 Literature Review for Hepatocellular Carcinoma
Hajhir Saberi

10:00 Intervention in Dialysis Access
Azim Moatamedifar

11:00 Percutaneous Transluminal Angioplasty in Diabetic Foot
Moamen Gharib

11:30 Moderator: Management of Deep Vein Insufficiency
Morteza Noaparast
Hossein Ghanaati
Faramarz Karimian
Seyed Rasoul Mirsharifi
Abbas Rabbani

08:30 Introduction for Brain Mapping Project
Kourosh Abdollahifard

08:37 Pre-surgical Brain Mapping
Ali Mahdavi

08:45 National lab for Brain Mapping in Iran
Mohammad Reza Aye

08:55 Opportunities for Activity in Brain Mapping Projects for Radiologists
Gholamali Hosseinzade

09:05 Brain Mapping panel
Jalal Jalalshokouhi
Koroush Abdollahifard
Mohammadreza Aye
Gholamali Hosseinzadeh
Ali Mahdavi

Session

Chairs: Javad Jannati
Ghazaleh Jamalipoor Soofi

Pediatrics-2

09:30 Imaging of Metabolic Bone Disorders
Maryam Farghadani

09:50 Interactive Pediatric MSK Case Presentation
Ali Hekmatnia
Neda Pak

10:30-11:00 Coffee Break

Session

Chairs: Alireza Shakibafard
Mojtaba Ebrahimi

Informatics

11:00 Enterprise IT Solutions for Medical Imaging Centers
David Hatton

11:30 Digital Medical Images, from Signal to Monitor
Reza A. Zoroofi

11:50 How to Choose a RIS for Your Imaging Department/Center
Alireza Shakibafard

12:10 Handheld Devices in Routine Daily Life in Radiology
Mojtaba Ebrahimi

11:00-12:30

Hall # IV

Session

Vendor Workshop

08:30 Mammographic Techniques (Fujifilm)
Christiane Hunold (Germany)

09:30 Updates in Ultrasound (Tepac co)
Arash Deljoo

Session

Vendor Workshop

11:00 Interactive Case Presentation of Head and Neck by
Mahmood Mafee (USA)

Hall # V

Session

Brain Mapping for Radiologists

Chairs: Jalal Jalalshokouhi
Kourosh Abdollahifard
Mohammadreza Aye
Ali Mahdavi

■ Hall # VI

Session: Technologist SessionChairs:
08:30Anatomic and pathological interpretation
of MSK & spinal MRI images
Yaser Hajiamraee

10:00

Limb Position and Measuring Knee
Anatomical Axis Alignment from Standing
Knee Radiographs
Hossein Taheri
Mehri Noei

■ Hall # VII

Session: Vendor Workshop

08:30

Breast Sonography (Noavaran)
Gudarzi

09:30

ISP Enterprise Solution (TIMAZ)
Ali Nairat

10:30-11:00

Coffee Break

Session:**Vendor Workshop**

11:00 -12:00

Mammography interpretation (Tehran
Fuka)
Nasrin Ahmadinejad

Turquoise tattoo, Crafts of Isfahan

ICR 2017 - Speaker / Presenter Index

Name	Day	Hall	Session	Time	Name	Day	Hall	Session	Time
Abdolkhalil Ahmadimaragheh			35		Amir Reza Radmard				
Abdolrasoul Sedaghat			42		Amir Reza Radmard			32	
Abtin Doroudinia			34		Amir Reza Radmard, Alireza Rasekhi			32	
Afsaneh Alikhasi			24		Amirhossein Hashemi Attar			33	
Afsaneh Alikhassi			27		Anne Osborn (USA)			24	
Afshin Majd			35		Anne Osborn (USA)			30	
Ahmad Alizadeh					Anne Osborn (USA)			30	
Ahmad Soltani Shirazi					Anne Osborn (USA)			32	
Ahmad Soltani Shirazi			27		Anne Osborn (USA)			32	
Ahmad. Soltanyshirazi			25		Anne Osborn (USA)			38	
Ahmadreza Tahmasebpour			25		Anne Osborn (USA)			39	
Ahmadreza Tahmasebpour			25		Arabkheradmand				
AhmadrezaTahmasebpour,			31		Armin Noormohammad			32	
Ali Babaei Jandaghi				30	Armin Noormohammad			39	
Ali Fatahi.			42		Armin Noormohammad.			32	
Ali Ghafari			27		Arvin Aryan			31	
Ali Hekmatinia					Ata Mahdkhah			34	
Ali Hekmatnia					Atoosa Adibi			33	
Ali Hekmatnia			26		Azim Moatamedifar			34	
Ali Hekmatnia, Neda Pak			44		Azim Moatamedifar			44	
Ali Kazemi			41		Babak Rafiee				
Ali Radmehr					Babak Rafiee			28	
Ali Radmehr			24		Babak Salevatipour				
Aliakbar Ameri					Babak Salevatipour			26	
Alireza Abrishami			33		Baghaii (Pathologist)			30	
Alireza Rasekhi					Bahaadin Siroos			40	
Alireza Rasekhi					Bahar Vahdat			34	
Alireza Rasekhi			40		Banafsheh Zeinali-Rafsanjani			33	
Alireza Shakibafard					Behnaz Moradi			25	
Alireza Shakibafard			44		Behnaz Moradi			43	
Allard Olthof			33		Behrouz Zandi.			26	
Amandine Caudal (France)			26		Bigan Bijan			35	
Amandine Caudal (France)			39		Bijan Bijan				
Amin Abolhasani Foroughi			34		Bijan Bijan				
Amin Astani (USA)			28		Bijan Bijan			35	
Amir Davarpanah (USA)			26		Bijan Bijan (USA)			26	
Amir Davarpanah (USA)			31		Bijan Bijan (USA)			32	
Amir Davarpanah (USA)			32		Bijan Bijan (USA)			41	
Amir Davarpanah(USA)			31		Borhan Haghighi			28	
Amir Davarpanah(USA)			32		Charles Raybaud (Canada)			24	
Amir Pejman Hashemi Taheri			33		Charles Raybaud (Canada)			30	
					Charles Raybaud (Canada)			32	

Name	Day	Hall	Session	Time
Charles Raybaud (Canada)	32			
David Hatton	44			
Donya Farrokh Tehrani				
Dr Hosseinzadeh	44			
Dr. Jafari				
Dr. Mohammadi	36			
Dr. Sanei			43	
dr...Hossein zade	44			
Ebrahim Karimi	36			
Elham Keshavarz, Arvin Arian.			31	
Elham Keshavarz??	25			
Elham Neshan	24			
Esmaeel Shokrollahi	25			
Faezeh Salahshoor	33			
Farhad Niyaghi	26			
Fariba Allahmoradi	27			
Farimah Noorbakhsh				
Farimah Noorbakhsh			38	
Farokh Naderi				
Farokh Naderi				
Farzad Amoozadeh			42	
Farzaneh Fattahi	26			
Farzaneh Fattahi,	31			
Fatemeh ghatreh Samani				
Fatemeh Mehdipour			41	
Fatemeh Yarmahmoodi			28	
Fetal Screening	31			
Firoozeh Ahmadi	33			
Firozeh Ahmadi	31			
Florian Dammann (Switzerland)			24	
Florian Domman	35			
Florian Domman	35			
Florrian Dammann				
Ghanbari Motlagh (MOH)	24			
Ghazaleh Jamalipoor Soofi	44			
GHolamreza Bakhshandehpour			39	
Guiv Sharifi (Neurosurgeon)	42			
Hadi Zomorroodian				
Hadi Zomorroodian(Germany)	24			
Hajhir Saberi				
Hajhir Saberi	44			
Hamid Reza Haghighatkah				
Hamid Reza Haghighatkah				
Hamid Reza Haghighatkah				
Hamidreza Talari	27			

Name	Day	Hall	Session	Time
Hasan Hashemi				
Hasan Hashemi				
Hashem Sharifian				
Hashem Sharifian	36			
Hashem Sharifian	35			
Hashem Sharifian	41			
Hassan Hashemi				
Hassan Hashemi				
Hassan Hashemi	40			
Hazhir Saberi				
Hazhir Saberi	40			
Hesameddin Hoseini Tavassol			27	
Hidayatullah Hamidi			28	
Hojat Ebrahimi nik	43			
Homa Khayatzaadeh			33	
Homayoon Hadizadeh				
Homayoon Hadizadeh			32	
Hooman Alizadeh	41			
Hosein Rezaei	27			
Hossein Chegini	28			
Hossein Ghanaati				
Hossein Ghanaati				
Hossein Ghanaati				
Hossein Ghanaati				
Hossein Ghanaati	24			
Hossein Ghanaati	34			
Iraj Honarbakhsh				
Iraj Honarbakhsh	25			
Iraj Honarbakhsh.	25			
Isaac Shiri	34			
Jafar Golzarian				
Jafar Golzarian				
Jafar Golzarian				
Jafar Golzarian (USA)			28	
Jafar Golzarian	34			
Jahanbakhsh Hashemi			32	
Jahanbakhsh Hashemi			36	
Jalal Jalal Shokouhi				
Jalal Jalal Shokouhi				
Jalal Jalal shokouhi			35	
Jalal Jalal Shokouhi			35	
Jalal Jalalshokouhi				
Jalal Jalalshokouhi			44	
Javad Jalili				
Javad Jalili	28			

ICR 2017 - Speaker / Presenter Index

Name	Day	Hall	Session	Time	Name	Day	Hall	Session	Time
Javad Jannati					Mahshid Haghighi				
Jean-Michel Correas (France)			32		Mahshid Haghighi	30			
Joachim Berkefeld (Germany)			34		Mahyar Ghafoori	26			
Joachim Berkefeld 40					Mahyar Ghafoori	39			
Joachim Berkefeld 40					Mahyar Mohammadifar	35			
Kambiz Motamedi (USA)			38		Makhtoom Shahnazi				
Kambiz Motamedi (USA)			38		Manizhe Ataei	27			
Kambiz Motamedi (USA)			38		Mansoor Fatehi				
Kambiz Motamedi (USA)			42		Mansoor Fatehi	26			
Kaveh Samimi					Mansoor Fatehi	26			
Kaveh Samimi	26				Marc Bazot (France)				32
Kaviani					Marc Bazot (France)	32			
Khajepoor	43				Marc Bazot(France)	31			
khajepoor,	31				Marina Pourafkari				
Koroush Abdollahifard	44				Marina Pourafkari				
Koroush Shahsavan	25				Maryam Farghadani	27			
Kourosh Abdolahifard					Maryam Farghadani	44			
Kourosh Abdolahifard					Maryam Farghadani???	24			
Kourosh Abdollahi fard					Maryam Heydari-Soorreshjaany	33			
Kourosh Abdollahifard	35				Maryam Mohammadzadeh	41			
Kourosh Abdollahifard	35				Maryam Niknezhady	33			
Kourosh Abdollahifard	44				Maryam Noori	34			
Kourosh Shahsavan	31				Maryam Nowroozian (Neurologist)	24			
Ladan Younesi	31				Maryam Rahmani				
Leila Aghaghazvini	35				Maryam Rahmani	31			
Leila Aghaghazvini	35				Maryam Riahinejad	41			
Leila Aghaghazvini42					Masoud Fazeli	41			
Leila Bayani	43				Masoud Pezeshkirad				
Lida Peivandi	27				Masoud Pezeshkirad	34			
Mahdi Karami	38				Masoud Poureisa				
Mahdi Karami	38				Masoud Poureisa	30			
Mahmoud Mafee (USA)	24				Masoud Pouriesa	31			
Mahmoud Mafee (USA)	30				Masoud Pouriesa	31			
Mahmoud Mafee (USA)	32				Masoumeh Gity				
Mahmoud Mozafari.	39				Masoumeh Gity				
Mahmoud Mafee (USA)	36				Masoumeh Gity				
Mahmoud Mafee (USA)	32				Masoumeh Gity	25			
Mahmoud Mafee	36				Masoumeh Gity	30			
Mahrooz Malek	25				Masoumeh Gity,	30			
Mahrooz Malek	32				Mehdi Alehossein				
Mahrooz Malek,Farnaz Fahimi	32				Mehran Habibi (USA).	30			
Mahshid Haghighi,	25				Mehran Habibi, (Surgeons)	30			

Name	Day	Hall	Session	Time
Mehran Malekshoar			28	
Mehran Mostaan.			26	
Mehrdad Bakhshayesh Karam				
Mehrdad Bakhshayesh Karam			26	
Mehrdad Bakhshayesh Karam			34	
Mehrza Lotfi			38	
Moamen Gharib			43	
Moamen Gharib			44	
Moderator: Maryam Rahmani			31	
Moderator: Masoumeh Gity			24	
Mohagheghi, Ramesh Omranipur(Surgeon)				24
Mohammad Ali Sahraian (Neurologist)				39
Mohammad Biglari			35	
Mohammad Eghtedari			35	
Mohammad Ghadrian			27	
Mohammad Gharib Salehi			40	
Mohammad Hossein Daghighi				
Mohammad Kazem Tarzamani				
Mohammad Momeni			27	
Mohammad Nazari			34	
Mohammad Reza Abedini				
Mohammad Reza Abedini			44	
Mohammad Reza Ahrabi				
Mohammad Reza Ahrabi				
Mohammad Reza Ahrabi			28	
Mohammad Reza Ahrabi			34	
Mohammad Reza Aye			44	
Mohammad Reza Babaiee				
Mohammad Reza Babaiee			28	
Mohammad Reza Movahedi				
Mohammad Reza Movahedi				
Mohammad Reza Movahedi			26	
Mohammad reza Rajebi			35	
Mohammad Zare Mehrjardi			33	
Mohammadreza Aye			44	
Mohammadreza Aye			44	
Mohammadreza Movahedi				
Mohammadreza Rajebi			34	
Mohsen Darabi			33	
Mojgan Kalantari			32	
Mojgan Kalantari			31	
Mojtaba Ebrahimi			44	
Mojtaba Ebrahimi			44	

Name	Day	Hall	Session	Time
Mona Kharraji			27	
Mortaza Ashrafi				
Morteza Bagheri				
Morteza Bagheri			26	
Morteza Jalilvand			28	
Morteza Jalilvand			28	
Morteza Noaparast			44	
Morteza Sanei-Taheri				
Morteza Sanei-Taheri				
Morteza Sanei-Taheri			33	
Morteza Tahmasebi				
Morteza Tahmasebi			31	
Morteza Tahmasebi			38	
Nahid Sadighi				
Nahid Sadighi			24	
Nahid Sadighi			24	
Nahid Sadighi			26	
Narges Afzali			33	
Nasrin Ahmadinejad				
Nasrin Ahmadinejad			25	
Nasrin Ahmadinejad,			30	
Nazanin Farshchian			42	
Nazanin Farshchian			43	
Niloofar Ayoobi Yazdi			33	
Niloofar Ayoubi			40	
Niousha Minou			30	
Niroomand			26	
Parham Pezeshk (USA)			26	
Parham Pezeshk (USA)			42	
Parham Pezeshk(USA)			32	
Parham Pezeshk(USA)			39	
Parisa Aminzadeh				25
Parisa Hajalioghli			41	
Paul Parizel (Belgium)			38	
Paul Parizel (Belgium)			38	
Paul Parizel (Belgium)			42	
Paul Parizel (Belgium)			42	
Payam Mehran			26	
Pina, (spain)			30	
Prof. Florian Dammann,			30	
Prof. Kumel			30	
Professor Kumelr (Germany)				30
Professor Pina (Spain)			30	
Rainer Braunschweig(Germany)				32
Rambod Salouti				

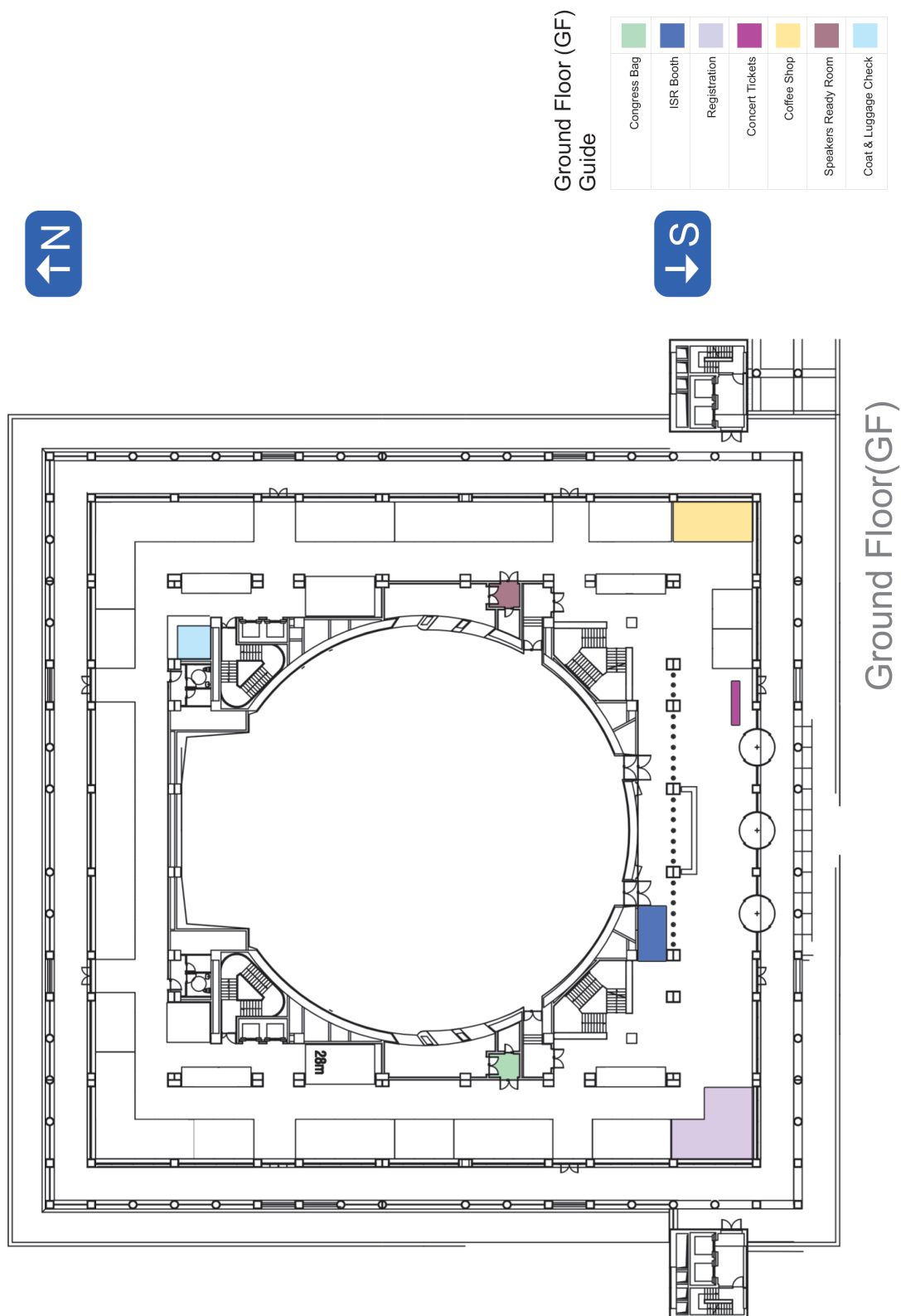
Name	Day	Hall	Session	Time
Rambod Salouti	28			
Rambod Salouti	34			
Rambod Salouti	34			
Ramin Pourghorban	28			
Ramin Pourghorban	33			
Ramin Pourghorban	40			
Reza A. Zoroofi	44			
Reza Javad Rashid			33	
Reza Saadat	31			
Reza Saadat	39			
Reza Sadeghi	39			
Reza Talaei	35			
Reza Tavakoli				
Rezvan Ravanfar Haghighi	33			
Roxana Azma	41			
Saeed Fallah	35			
Saeed Fallah, Alireza Radpour			35	
Saeed Naghibi	27			
Saeed Naghibi	27			
Sepideh Sefidbakht				
Sepideh Sefidbakht	31			
Seyed Hassan Mostafavi	25			
Seyed Hassan Mostafavi	32			
Seyed Reza Saadat Mostafavi			25	
Shahram Akhlaghpour				
Shahram Akhlaghpour				
Shahram Akhlaghpour	40			
Shahram Kahkouee	26			
Shahram Kahkouee.	38			
Shahriar Shahriaran	41			
Simin Alerasool				
Soheila Zahiri-fard	26			
Somayeh Gholami Bardeji	27			
Somayeh Hajiahmadi	41			
Thomas Helbich (Austria)	25 min			25
Thomas Helbich(Austria)			24	
Toktam Beheshtian				
Yasmin Davoudi	26			
Yasmin Davoudi	41			
Youssef Erfanian	27			
Youssef Erfanian	34			
Zahra Dehghani	34			
Zahra Mahboubi fooladi	27			
Zoheira Arefmanesh	27			













Participating Companies at ICR 2017

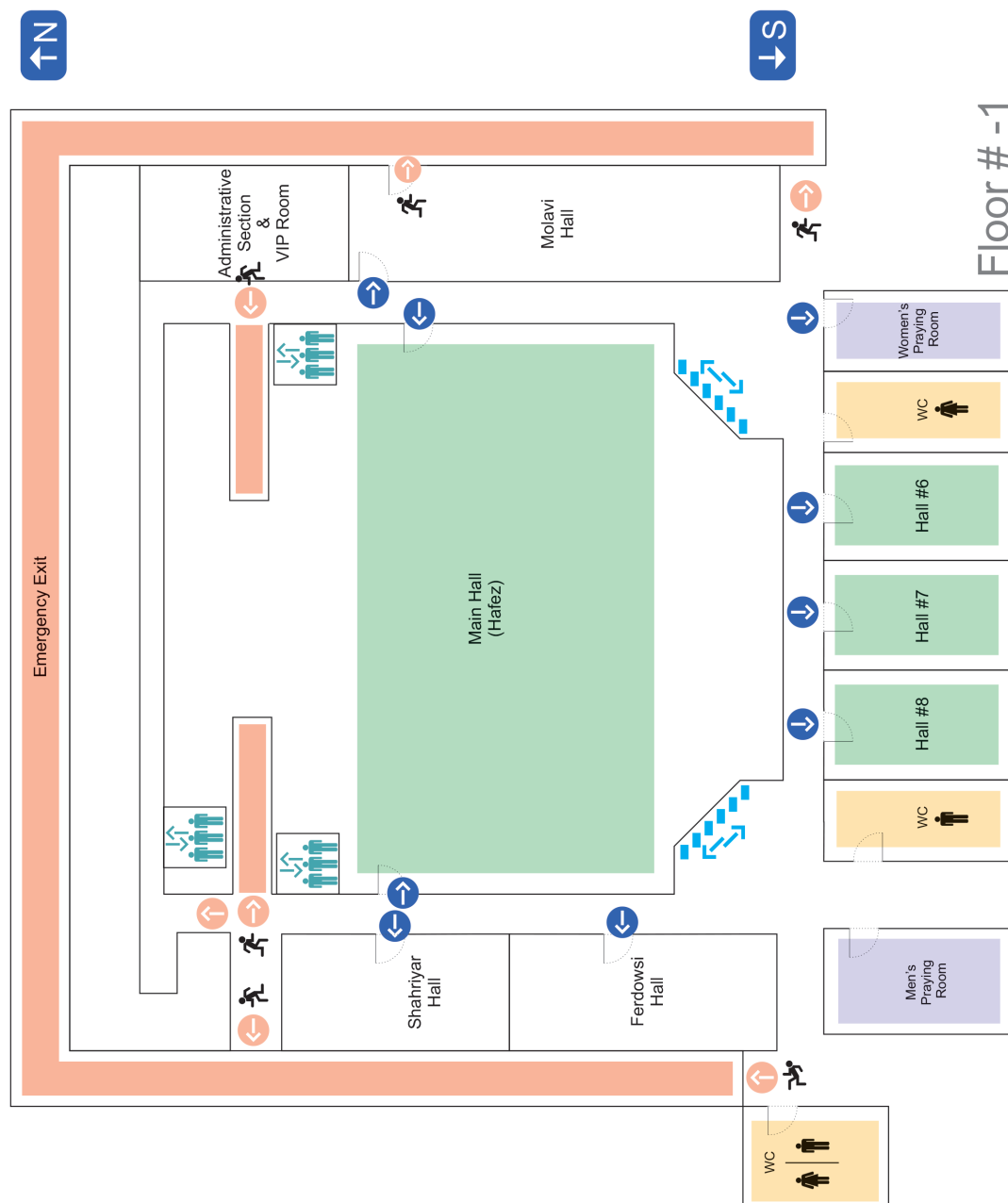
Outdoor Exhibition
















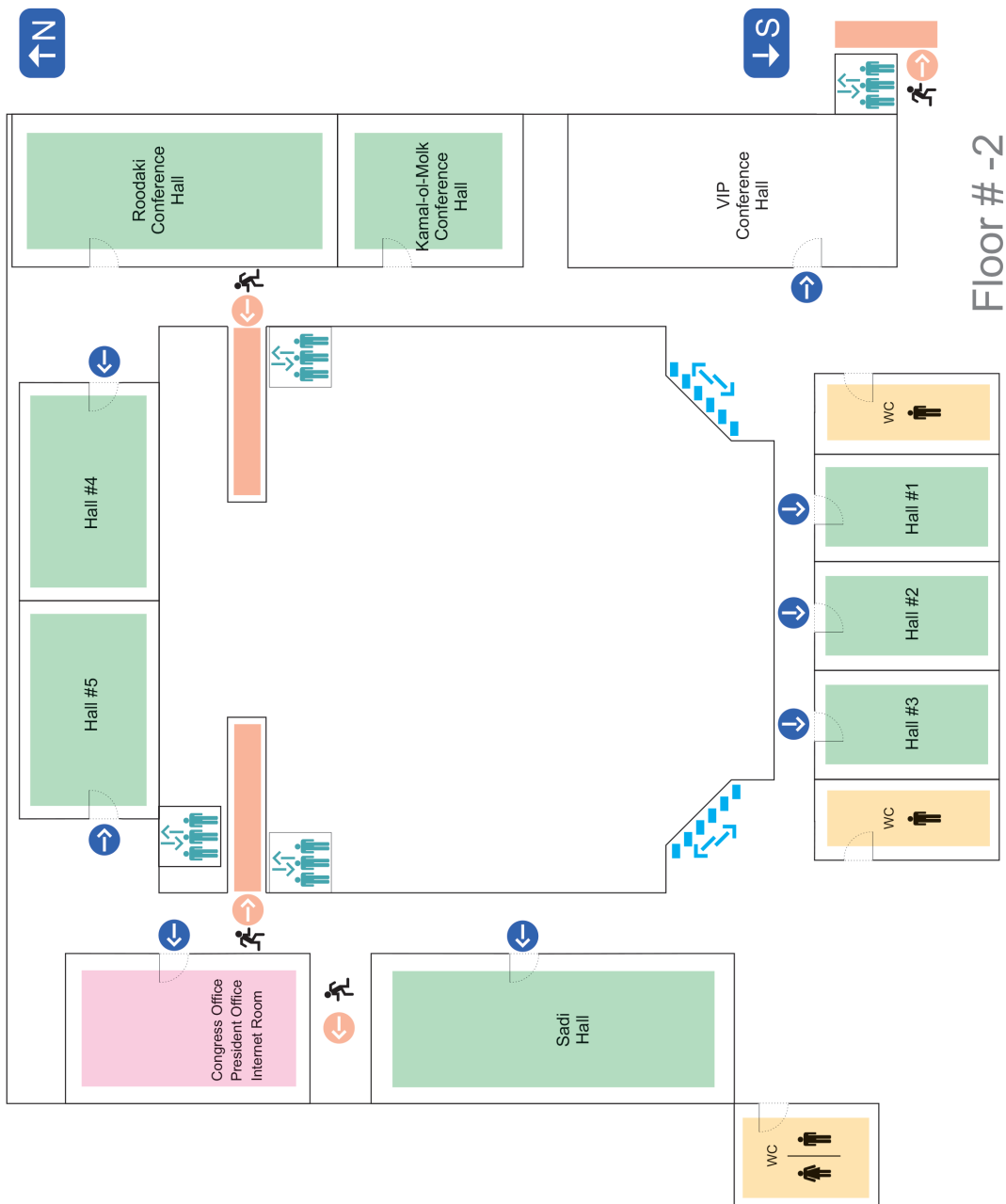
-1 Floor Guide

	Halls
	Emergency Exit
	Praying Room
	WC
	Man
	Woman
	Enter
	Emergency Exit
	Elevator
	Staircase



-2 Floor Guide

	Office
	Halls
	Emergency Exit
	Praying Room
	WC
	Man
	Woman
	Enter
	Emergency Exit
	Elevator
	Staircase



Floor # -2

.....
May 9-12, 2017

33rd Iranian Congress of Radiology

15th Iranian Congress of Radiographic Sciences Association